

**BALDOR® • RELIANCE** 

**Product Information Packet**

**VEM31108**

**.5HP,1725RPM,3PH,60HZ,56C,3424M,OPEN,F1**

Part Detail							
Revision:	E	Status:	PRD/A	Change #:		Proprietary:	No
Type:	AC	Elec. Spec:	34WGX110	CD Diagram:	CD0005	Mfg Plant:	
Mech. Spec:	34F012	Layout:	34LYF012	Poles:	04	Created Date:	10-02-2014
Base:	N	Eff. Date:	01-15-2019	Leads:	9#18		

Specs			
Catalog Number:	VEM31108	Insulation Class:	B
Enclosure:	OPEN	Inverter Code:	Not Inverter
Frame:	56C	KVA Code:	J
Frame Material:	Steel	Lifting Lugs:	No Lifting Lugs
Output @ Frequency:	.500 HP @ 60 HZ	Locked Bearing Indicator:	Locked Bearing
Synchronous Speed @ Frequency:	1800 RPM @ 60 HZ	Motor Lead Quantity/Wire Size:	9 @ 18 AWG
Voltage @ Frequency:	208.0 V @ 60 HZ	Motor Lead Exit:	Ko Box
	230.0 V @ 60 HZ	Motor Lead Termination:	Flying Leads
	460.0 V @ 60 HZ	Motor Type:	3424M
XP Class and Group:	None	Mounting Arrangement:	F1
XP Division:	Not Applicable	Power Factor:	78
Agency Approvals:	UR	Product Family:	General Purpose
	CSA	Pulley End Bearing Type:	Ball
Auxillary Box:	No Auxillary Box	Pulley Face Code:	C-Face
Auxillary Box Lead Termination:	None	Pulley Shaft Indicator:	Standard
Base Indicator:	No Mounting	Rodent Screen:	None
Bearing Grease Type:	Polyrex EM (-20F +300F)	RoHS Status:	ROHS COMPLIANT
Blower:	None	Shaft Extension Location:	Pulley End

<b>Current @ Voltage:</b>	.800 A @ 460.0 V	<b>Shaft Ground Indicator:</b>	No Shaft Grounding
	1.600 A @ 230.0 V	<b>Shaft Rotation:</b>	Reversible
	1.700 A @ 208.0 V	<b>Shaft Slinger Indicator:</b>	No Slinger
<b>Design Code:</b>	B	<b>Speed Code:</b>	Single Speed
<b>Drip Cover:</b>	Drip Cover	<b>Motor Standards:</b>	NEMA
<b>Duty Rating:</b>	CONT	<b>Starting Method:</b>	Direct on line
<b>Electrically Isolated Bearing:</b>	Not Electrically Isolated	<b>Thermal Device - Bearing:</b>	None
<b>Feedback Device:</b>	NO FEEDBACK	<b>Thermal Device - Winding:</b>	None
<b>Front Face Code:</b>	Drip Cover Mounting	<b>Vibration Sensor Indicator:</b>	No Vibration Sensor
<b>Front Shaft Indicator:</b>	None	<b>Winding Thermal 1:</b>	None
<b>Heater Indicator:</b>	No Heater	<b>Winding Thermal 2:</b>	None

Nameplate NP3155L												
CAT.NO.	VEM31108											
SPEC.	34F012X110G1											
HP	.5											
VOLTS	208-230/460											
AMP	1.7-1.6/.8											
RPM	1725											
FRAME	56C					HZ	60			PH	3	
SER.F.	1.25					CODE	J		DES	B	CL	B
F.L. AVG. EFF.	78.2					PF	78					
RATING	40C AMB-CONT											
CC										USABLE AT 208V		
DE	6203					ODE	6203					
ENCL	OPEN					SN						
	SFA 2.1-2/1											

Parts List		
Part Number	Description	Quantity
SA287923	SA 34F012X110G1	1.000 EA
RA274126	RA 34F012X110G1	1.000 EA
NS2512A01	INSULATOR, CONDUIT BOX X	1.000 EA
34CB3002A	CB CAST W/.88 DIA HOLE	1.000 EA
51XB1016A07	10-16 X 7/16 HXWSSLD SERTYB	2.000 EA
11XW1032G06	10-32 X .38, TAPTITE II, HEX WSHR SLTD U	1.000 EA
34EP3210A03SP	FR ENDPLATE, MACH	1.000 EA
HW5100A03	WAVY WASHER (W1543-017)	1.000 EA
34EP3401A01SP	PU ENDPLATE, MACH	1.000 EA
34AD2000	BAFFLE PLATE, STAMPED	1.000 EA
60XW0632A06	6-32 X 3/8 TORX HEAD SCREW TAPTITE II	4.000 EA
51XN1032A20	10-32 X 1 1/4 HX WS SL SR	2.000 EA
34FH4000A11	DRIP COVER, STAMPED,PRIMER	1.000 EA
51XW1032A06	10-32 X .38, TAPTITE II, HEX WSHR SLTD S	3.000 EA
34CB4517	CB LID 4 MTG HOLES .22 DIA STAMPED, FOR	1.000 EA
51XW0832A07	8-32 X .44, TAPTITE II, HEX WSHR SLTD SE	4.000 EA
HW2501D13	KEY, 3/16 SQ X 1.375	1.000 EA
HA7000A04	KEY RETAINER 0.625 DIA SHAFTS	1.000 EA
MG1000Y03	MUNSELL 2.53Y 6.70/ 4.60, GLOSS 20,	0.014 GA
85XU0407S04	4X1/4 U DRIVE PIN STAINLESS	2.000 EA
HA3100A16	THRUBOLT 10-32 X 8.750	4.000 EA
LC0005E01	CONN.DIA./WARNING LABEL (LC0005/LB1119N)	1.000 EA
MN416A01	TAG-INSTAL-MAINT no wire (1200/bx) 3/19	1.000 EA
NP3155L	ALUM SUPER-E UL CSA CC "SEMS"	1.000 EA

<b>Parts List (continued)</b>		
<b>Part Number</b>	<b>Description</b>	<b>Quantity</b>
PK3083	STYROFOAM PACKING CRADLE	1.000 EA
35PA1000	PKG GRP, PRINT PK1008A06	1.000 EA
PK3088	MICROFOAM, 8"X"8 PERF. SHEETS 5,400/RL	1.000 EA

**AC Induction Motor Performance Data**

Record # 74151 - Typical performance - not guaranteed values

<b>Winding:</b> 34WGX110-R012	<b>Type:</b> 3424M	<b>Enclosure:</b> OPEN
-------------------------------	--------------------	------------------------

Nameplate Data				460 V, 60 Hz: High Voltage Connection	
Rated Output (HP)	.5			Full Load Torque	1.57 LB-FT
Volts	208-230/460			Start Configuration	direct on line
Full Load Amps	1.7-1.6/.8			Breakdown Torque	5.24 LB-FT
R.P.M.	1725			Pull-up Torque	3.8 LB-FT
Hz	60	Phase	3	Locked-rotor Torque	5.12 LB-FT
NEMA Design Code	B	KVA Code	J	Starting Current	6.16 A
Service Factor (S.F.)	1.25			No-load Current	0.474 A
NEMA Nom. Eff.	78.2	Power Factor	78	Line-line Res. @ 25°C	29.1 Ω
Rating - Duty	40C AMB-CONT			Temp. Rise @ Rated Load	25°C
S.F. Amps	2.1-2/1			Temp. Rise @ S.F. Load	31°C
				Locked-rotor Power Factor	52.9
				Rotor inertia	0.0572 LB-FT <sup>2</sup>

Load Characteristics 460 V, 60 Hz, 0.5 HP

% of Rated Load	25	50	75	100	125	150	S.F.
Power Factor	37	55	68	76	80	83	80
Efficiency	67.5	76.4	78.6	78.5	77	75	77
Speed	1783	1766	1750	1730	1707	1683	1707
Line amperes	0.509	0.586	0.687	0.815	0.971	1.14	0.971

Performance Graph at 460V, 60Hz, 0.5HP Typical performance - Not guaranteed values

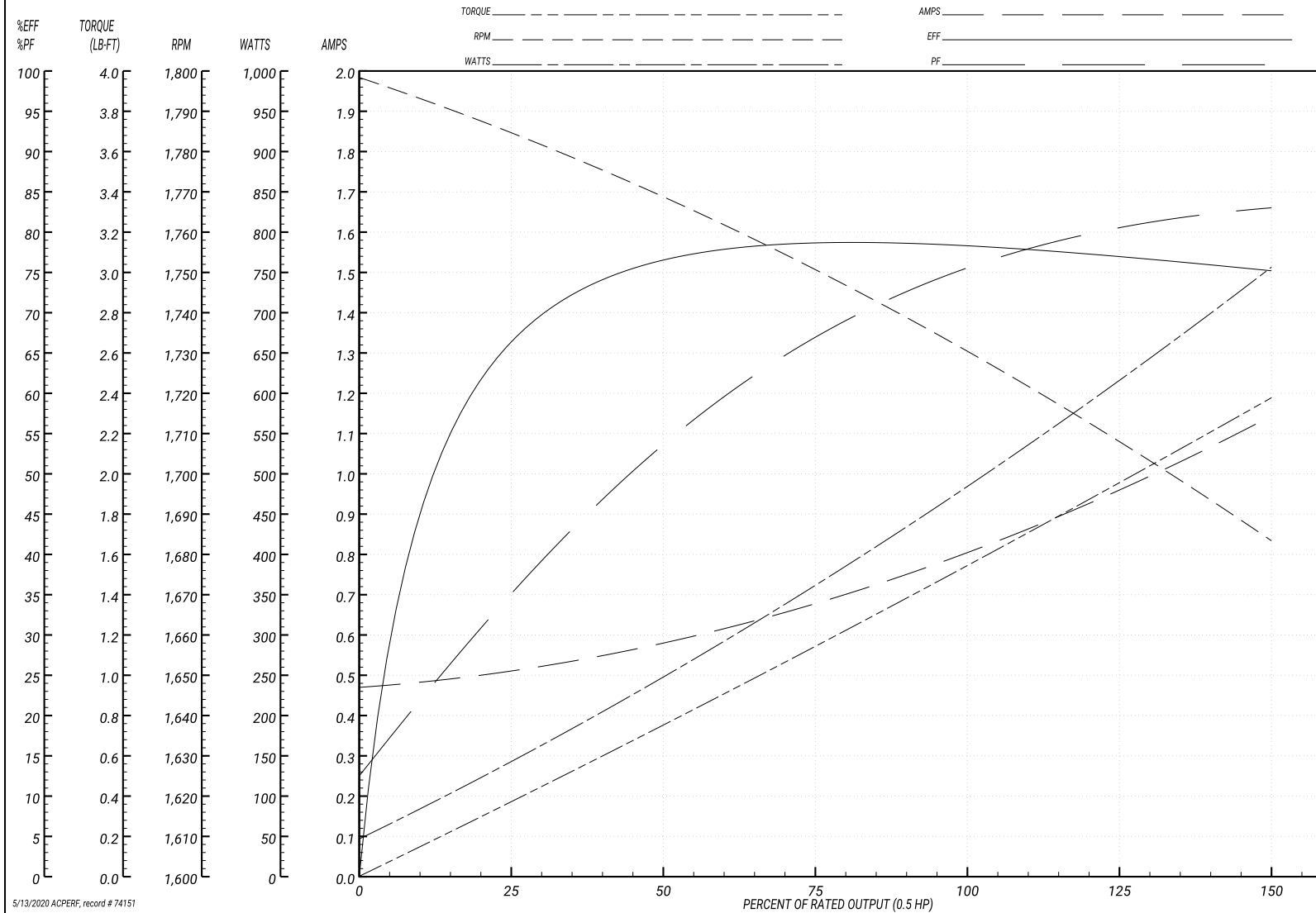
ABB Motors and Mechanical Inc.

WINDING # 34WGX110

Typical performance - not guaranteed values.

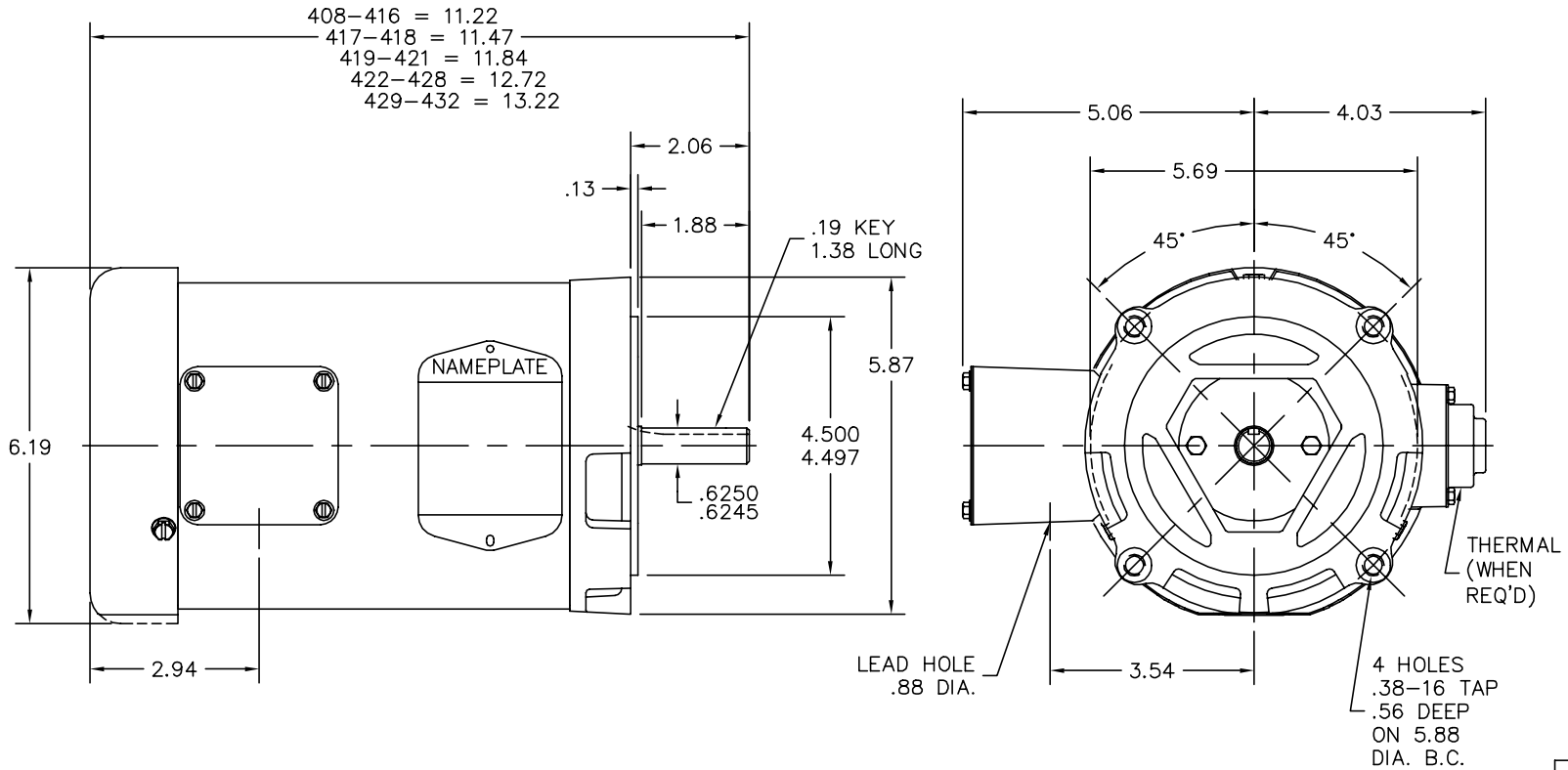
0.5 HP 3 PH 60 HZ 1725 RPM 460 V 3424M

TORQUES(LB-FT): PO=5.24 PU=3.8 LR=5.12 LRA=6.16



5/13/2020 ACPERF, record # 74151

34LYF012



CUSTOMER IS RESPONSIBLE FOR DETERMINING THAT BALDOR'S PRODUCT WILL PERFORM SUITABLY IN THE INTENDED APPLICATION.

REV. DESC: ADD KOBX DIMENSION		
REV. LTR: H	VERSION: 03	TDR: 000000983990
FILE: \AAA\00020\667	REVISED: 01:19:34 06/13/2016	BY: ENMAIYO
MTL: -	© □	

**BALDOR**

STD VERT MODEL 34M NEMA 56C OPEN W/DRIP COVER

SH 1 of 1

34LYF012

CD0005

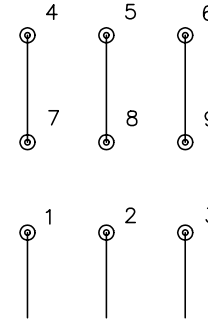


LOW VOLTAGE  
(2Y)



LINE

HIGH VOLTAGE  
(1Y)



LINE

NOTES:

1. INTERCHANGE ANY TWO LINE LEADS TO REVERSE ROTATION.
2. OPTIONAL THERMOSTATS ARE PROVIDED WHEN SPECIFIED.
3. ACTUAL NUMBER OF INTERNAL PARALLEL CIRCUITS MAY BE A MULTIPLE OF THOSE SHOWN ABOVE.
4. LEAD COLORS ARE OPTIONAL. LEADS MUST ALWAYS BE NUMBERED AS SHOWN.

REV. DESC: REVISE TO SHOW OPTIONAL COLORS

REV. LTR: E BY: JLP

REVISED: 01/19/99 10:15

TDR: 0171435

90000

FILE: AAA00005140

MDL: -

MTL: -

**BALDOR ELECTRIC Co.**

3PH, DV, 9 LEADS

CD0005